



### District Report Card: 2017


<b>State:</b> Jharkhand	<b>District:</b> Sahibganj
<b>Class:</b> 8	<b>Subject:</b> Language
<b>Schools:</b> 49	<b>Students:</b> 1106


### Participation/Coverage


#### Students

<div>GENDER</div> <div></div>	Boys		Girls	
	Number	%	Number	%
	516	46.65	590	53.35

<div>AREA</div> <div></div>	Rural		Urban	
	Number	%	Number	%
	997	90.14	109	9.86

<div>CATEGORY</div> <div></div>	SC		ST		OBC		GEN	
	Number	%	Number	%	Number	%	Number	%
	86	7.78	170	15.37	838	75.77	12	1.08

<div>CWSN</div> <div></div>	LD	VI	HI	S&LD	ID	Oth
	5	3	9	7	4	5

<div>Management</div> <div></div>	Government		Government-aided	
	Number	%	Number	%
	1016	91.86	90	8.14

### Average Performance of Students in Language (%)

Overall	Gender		Area		Management		Social Group			
	Male	Female	Rural	Urban	Govt.	Aided	SC	ST	OBC	GEN
55.00	54.77	55.20	56.21	43.91	54.19	64.07	56.43	52.00	55.47	54.44

### Performance on Learning Outcomes (LOs)

Learning Outcomes	Description	Average Performance(%)
L813	Read textual/non-textual materials with comprehension and identifies the details, characters, main idea and sequence of ideas and events while reading	55.00

Range of Performance of Students who Answered Correctly							
Below 30%		30% - 50%		50% - 75%		Above 75%	
Number	%	Number	%	Number	%	Number	%
186	16.82	279	25.23	405	36.62	236	21.34

### Lowest Performing Learning Outcomes (LOs)

1 - Read textual/non-textual materials with comprehension and identifies the details, characters, main idea and sequence of ideas and events while reading (55.00)